

Thank you for your purchase of the NHT AudioCenter-1 Center Channel Loudspeaker. Please take a few minutes to read through this Owner's Manual prior to installing your new speaker. The information provided will help you to obtain maximum performance from your audio system. If you have questions or need assistance at any time during the installation or operation of your new speaker, please call your NHT dealer or our Toll Free Customer Hotline at:

**1-800-NHT-9993**

Please retain the AudioCenter-1's packaging to protect the speaker in the event that you move or transport it.

## AudioCenter-1 Specifications

- **System Type:** 2-way acoustic suspension
- **Driver Complement:** Two 5.25" long-throw polypropylene woofers,  
1" fluid-cooled aluminum dome tweeter, video shielded drivers
- **Crossover:** 2.9KHz, 12dB/octave high-pass and low-pass
- **Response:** 75Hz - 21KHz, +/- 3dB
- **Sensitivity:** 87db (2.83V at 1M)
- **Impedance:** 8 ohms nominal, 6 ohms minimum
- **Recommended Amplifier Power:** 30W/ch minimum, 150W/ch maximum
- **Inputs:** 5-way metal binding posts
- **Weight:** 17 lbs. each
- **Dimensions:** 6.75"H x 19"W x 8"D
- **Finish:** High gloss black laminate

Specifications are subject to change without notice, in accordance with our policy of continuously upgrading the performance of our products.

## Design

NHT speakers are designed to deliver refined, musical sound from attractive and affordable packages. Our efforts are guided by the study of human hearing and are optimized for real-world use. Every NHT speaker undergoes rigorous testing and quality control at the factory to ensure you years of listening pleasure.

For audiophiles wishing to integrate NHT's Focused Image Geometry loudspeakers into a high-performance home theater system, the AudioCenter-1 brings seamless, refined center channel performance to Models 1.5 and 2.5i. The magnetically shielded AudioCenter-1 employs custom-designed European drive units that boast high resolution and effortless dynamics, while delivering near full-range response.

In order to maintain close driver placement, NHT engineers employed an ultra-compact version of the aluminum dome tweeter found in the Focused Image Geometry products. To increase power handling, its neodymium magnet is cooled via an internally mounted heat sink that also provides added rigidity to the enclosure. With all-metal gold-plated binding posts and a low profile design, the AudioCenter-1 offers the performance and functionality that are benchmarks of an NHT home theater system.

## Placement

The AudioCenter-1 is designed for use as a center channel speaker in its horizontal orientation. The AudioCenter-1 is designed for indoor use only.

When installing the AudioCenter-1, it should be placed directly above or below the television, as close to the screen as possible (fig.1). When the speaker is placed on or above the listening axis (on top of the television screen), place it so that the tweeter faces "up." When the speaker is placed below the listening axis (below the television screen), place it so that the tweeter faces "down." The AudioCenter-1 is magnetically shielded and will not distort the picture's color.




fig. 1

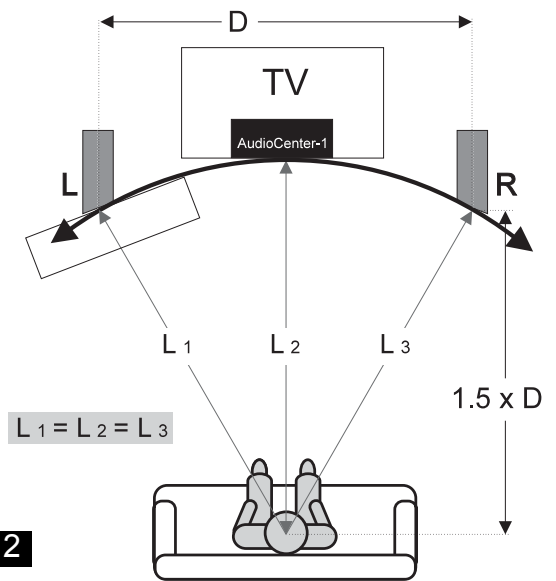


fig. 2

Ideally, the three front speakers in a home theater system should be placed at equal height, equidistant, and at ear level from the listening position (fig. 2). However, it is frequently not possible to install a center speaker at ear level, as the top surface of most televisions tends to be higher than ear level in the seated position. To address this problem, the AudioCenter-1 is supplied with an adjustable foot (fig. 3). This foot is used to angle or aim the speaker so that it radiates sound directly toward the listening position. The foot can also be used to level the AudioCenter-1 if the top of the TV has an uneven surface. There is a rubber pad on one end of the foot to prevent it from sliding. Adjust the AudioCenter-1 to the desired angle, then tighten the finger screws.

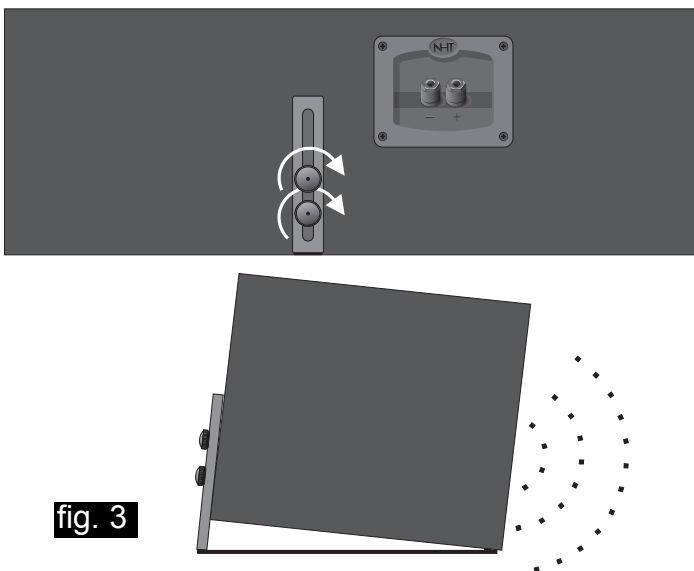


fig. 3

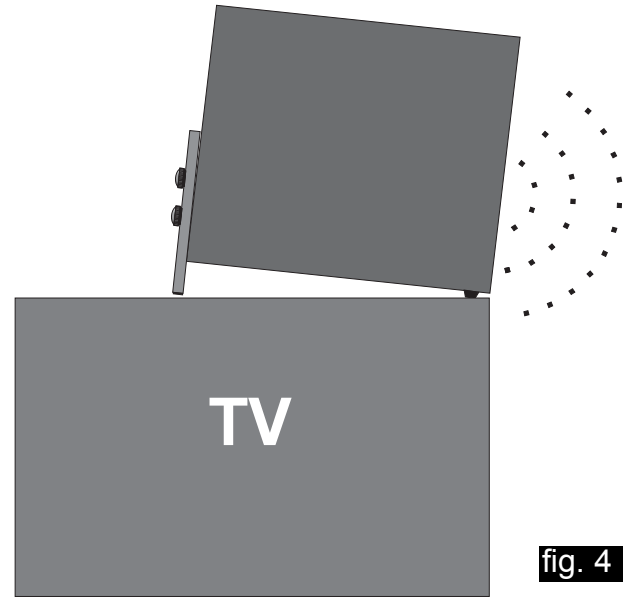


fig. 4

For best performance, place the AudioCenter-1 so that its baffle (front) is even with the front of your television (fig. 4). This will eliminate diffraction effects caused by sound waves bouncing off the top surface of your television. Rubber feet are included to protect both your AudioCenter-1 and your furniture from possible scratches. To install the feet, peel off their adhesive backings and stick them on four corners of the bottom surface of the AudioCenter-1.

### Connections

**Before connecting speakers to your system, it is very important that you turn off the power to your amplifier / receiver to avoid damage to the equipment.**

The AudioCenter-1 is compatible with virtually all quality amplifiers. Proper wiring of the speaker is essential to good sound. At a minimum, 16 AWG wire is recommended for runs of 10 feet or less, with 14 AWG used for larger runs. For specialty wire considerations, consult your local authorized NHT retailer. For best results, use equal length runs of speaker wire for all three front speakers. Prepare your speaker wire by stripping 1/4" to 3/8" of insulation from the ends and twisting the exposed wire strands tightly. The five-way

binding posts on the back of the speaker will accept raw wire, banana plugs, or spade plugs. Tighten the binding posts by hand, as pliers can strip or break them.

**When using the AudioCenter-1 with the NHT Model 1.5 or 2.5i for L-R main speakers, be sure to wire the AudioCenter-1 "in-phase." That is, the Positive (red) terminal on the amplifier output must be connected to the corresponding Positive (red) terminal on the speaker. Likewise with the Negative (black) terminals.** All speaker wires have some sort of marking along one or both conductors to help you make the correct connections.

To minimize noise pickup, segregate cables by function. Do not run low level signal cables parallel to power cables, speaker cables, or digital cables. Also, do not run speaker cables or digital cables parallel to power cords or parallel to each other. If different types of cables are placed near each other at some place in your system, separate them by the maximum practical distance and cross them at right angles where they meet. Do not twist or tie AC power cords with speaker cables.

## Operation

The AudioCenter-1 was designed to handle a wide range of listening levels, but every speaker has limits. It is important to use common sense and listen for signs of possible distress from the speakers. Underpowered amplifiers are most often the cause of speaker damage. For example, a 60-watt amplifier runs out of power when called upon to produce more than 60 watts, and the resulting distortion can damage the speaker. If you tend to listen at high volumes, more powerful amplifiers are preferable because they are less likely to run out of power.

Noticeable distortion or harsh breakup is an indication that either your amplifier or your speakers are running beyond their capacity, and the volume should be decreased. If you can feel any heat emanating from the woofer or tweeter, reduce the level immediately. Speaker damage most often occurs from sustained high volume levels, not from transient sounds or brief musical peaks. Excessive boosting of bass, treble or equalizer controls can worsen the problem, and is not recommended.

## Maintenance

Your speaker requires minimal maintenance under normal use. The cabinet may be cleaned using a damp cloth or a mild, non-abrasive glass cleaner. To clean the grille, first remove it from the speaker, then brush lightly with a soft brush or use a vacuum on its lowest setting. Do not expose the speaker to direct sunlight, high temperatures, or moisture. Do not attempt to clean the actual drivers.

### Limited Warranty Valid Only in the U.S.A.

#### Warranty Period

For the period of 5 years for parts and 5 years for labor from date of original purchase (the warranty period) from an authorized NHT dealer, Now Hear This (NHT) warrants that if our product fails to function properly under normal use due to a manufacturing defect when installed and operated according to the owner's manual instructions enclosed with the unit, it will be repaired or replaced with a unit of comparable value at the option of NHT without charge to you for parts or actual repair work. Parts supplied under this warranty may be new or rebuilt at the option of NHT.

#### What's Not Covered

This warranty does not cover any product which is used in any trade or business, or in an industrial or commercial application.

This warranty does not cover the cabinet or any appearance item, or any damage caused to the product resulting from: alterations, modifications not authorized in writing by NHT, accident, misuse or abuse, damage due to lightning or power surges, or being subjected to power in excess of the speaker's published power rating.

This warranty does not cover the cost of parts which would otherwise be provided without charge under this warranty, obtained from any source other than an authorized NHT service location. This warranty does not cover defects or damage caused by the use of unauthorized parts or labor or from improper maintenance.

**Altered, defaced or removed serial numbers void this warranty.**

#### Your Rights

The liability of NHT will be limited to the purchase price of the product, and NHT will not be liable for incidental or consequential damages. NHT limits its obligations under any implied warranties under state laws to a period not exceeding the warranty period. Some states do not allow limitations on how long an implied warranty lasts, and some states do not allow the exclusion or limitation of incidental or consequential damages. The above limitations or exclusions may not apply to you. This warranty gives you specific legal rights, and you may have other rights which vary from state to state.

#### To Obtain Service

NHT has appointed a number of authorized service companies throughout the USA should your product ever require service. To receive warranty service, you will need to present your sales receipt showing place and date of original owner's transaction.

To find the name and address of the nearest authorized NHT service location, call **800-NHT-9993** or write: **NHT, 6400 Goodyear Road, Benicia, CA 94510.**

**Keep this warranty with your sales receipt. Record date and place of purchase for future reference.**